

# Classic.

## Traditional-style air.

With their traditional-style shapes, Classic hoods are the right answer for a warm kitchen environment, familiar and welcoming, often featuring wood, but still with a contemporary or industrial feel. The technology behind them ensures high performance levels in all cases.



Life inspired.



Classic  
Time



Time **NEW**

- Stainless steel, pewter or anthracite painted steel
- Worn steel rim
- Electronic control
- Led Lighting
- Metallic grease filter
- Optional remote control
- Dialogue System-ready
- Back outlet available
- Included charcoal filter.

**Spare parts**

**Filter:** Charcoal type 6  
103050091

**Optional accessories**

**Remote motors**  
List at p. 266

**Wall**  
**85 cm**

**Motor and Control**

800 m<sup>3</sup>/h  
3 spd + boost, electronic control

**Anti-odour filters**

Charcoal: type 6

**Lighting**

Dynamic Led Light  
2x1,2 W (3200 K)

**Energy Class**

D

**Minimum distance  
from cooker top**

Gas: 63 cm  
Electric: 52 cm

**Wall – 85 cm\***

Anthracite, worn steel rim  
800 m<sup>3</sup>/h

**Wall – 85 cm\***

Pewter, worn steel rim  
800 m<sup>3</sup>/h

**Wall – 85 cm\***

Stainless steel, worn steel rim  
800 m<sup>3</sup>/h

**Wall – 115 cm\***

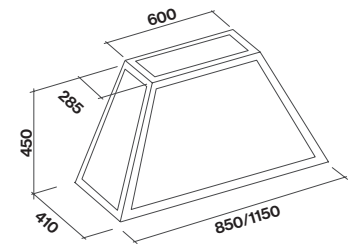
Anthracite, worn steel rim  
800 m<sup>3</sup>/h

**Wall – 115 cm\***

Pewter, worn steel rim  
800 m<sup>3</sup>/h

**Wall – 115 cm\***

Stainless steel, worn steel rim  
800 m<sup>3</sup>/h



\*Time is available starting  
March 2019.





### Mimosa

- Goffered, white painted steel
- Slider
- Led lighting
- Metallic grease filter, removable and washable
- Charcoal filter included

#### Spare parts

Charcoal filter type 2  
103050102

**Wall**  
60/90 cm

**Motor and Control**  
600 m<sup>3</sup>/h  
3 vel slider  
**Anti-odour filters**  
Charcoal: type 2  
**Lighting**  
Led 2x2 W  
**Sound Pressure Level**  
**Min. speed** 49dB(A)re1pW  
**Max. speed** 65dB(A)re1pW  
**Energy Class**  
D  
**Minimum distance from cooker top**  
Gas hob: 60 cm  
Electric hob: 52 cm  
**Weight**  
60 cm: 15 kg  
90 cm: 18 kg

**Wall – 60 cm**  
600 m<sup>3</sup>/h

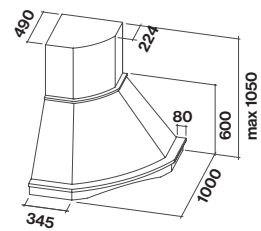
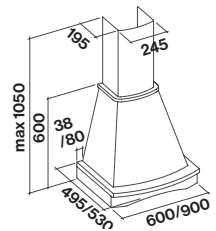
**Wall – 90 cm**  
600 m<sup>3</sup>/h

**Corner**  
100 cm

**Motor and Control**  
600 m<sup>3</sup>/h  
3 vel slider  
**Anti-odour filters**  
Charcoal: type 2  
**Lighting**  
Led 2x2 W  
**Sound Pressure Level**  
**Min. speed** 49dB(A)re1pW  
**Max. speed** 65dB(A)re1pW  
**Energy Class**  
D  
**Minimum distance from cooker top**  
Gas hob: 60 cm  
Electric hob: 52 cm  
**Weight**  
21 kg

**Corner – 100 cm**  
600 m<sup>3</sup>/h

WOOD Cherry / Walnut / Oak  
STEEL Goffered



### Iris Malizia

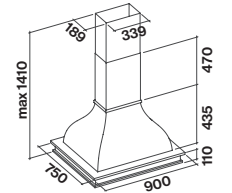
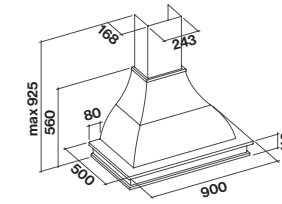
- Painted steel
- Slider
- Led lighting
- Metallic grease filter, removable and washable
- Charcoal filter included

#### Spare parts

Charcoal filter type 2  
103050102

#### Optional accessories

Chimney extension: Wall h850  
KACL.602#B



**Wall – 90 cm**  
**Island – 90 cm**

**Motor and Control**  
600 m<sup>3</sup>/h  
**Anti-odour filters**  
Charcoal: type 2  
**Lighting**  
Led 2x2W  
**Energy Class**  
D  
**Sound Pressure Level**  
**Min. speed** 49dB(A)re1pW  
**Max. speed** 65dB(A)re1pW  
**Minimum distance from cooker top**  
Gas hob: 60 cm  
Electric hob: 52 cm  
**Weight**  
17 kg

WOOD Cherry / Walnut / Oak  
STEEL White

**Wall – 90 cm**  
600 m<sup>3</sup>/h

**Island – 90 cm**  
600 m<sup>3</sup>/h



### Iris Gardenia

- Painted steel
- Slider
- Led lighting
- Metallic grease filter, removable and washable
- Charcoal filter included

#### Spare parts

Charcoal filter type 2  
103050102

#### Optional accessories

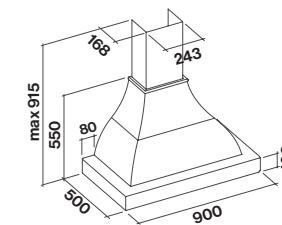
Chimney extension: Wall h850  
KACL.602#B

**Wall – 90 cm**

**Motor and Control**  
600 m<sup>3</sup>/h  
**Anti-odour filters**  
Charcoal: type 2  
**Lighting**  
Led 2x2W  
**Energy Class**  
D  
**Sound Pressure Level**  
**Min. speed** 49dB(A)re1pW  
**Max. speed** 65dB(A)re1pW  
**Minimum distance from cooker top**  
Gas hob: 60 cm  
Electric hob: 52 cm  
**Weight**  
21 kg

WOOD Cherry / Walnut / Oak  
STEEL White

**Wall – 90 cm**  
600 m<sup>3</sup>/h



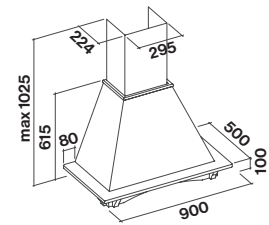
Life inspired.

### Melissa Tulip

- Painted steel
- Slider
- Led lighting
- Metallic grease filter, removable and washable
- Charcoal filter included.

#### Spare parts

Charcoal filter type 2  
103050102



**Parete – 90 cm**

**Motore e Comandi**  
600 m³/h / 3 vel slider  
**Anti-odour filters**  
Charcoal: Type 2  
**Lighting**  
Led 2x2 W (2700 K)  
**Energy Class a D**  
**Sound pressure level**  
**Min. speed** 49dB(A)re1pW  
**Max. speed** 63dB(A)re1pW  
**Minimum distance from cooker top**  
Gas: 60 cm  
Electric: 52 cm  
**Weight**  
20 kg

**Wall – 90 cm**  
600 m³/h

WOOD Cherry / Walnut / Oak  
STEEL White

**Wall – 90 cm**  
600 m³/h

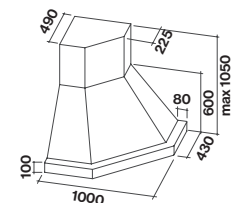
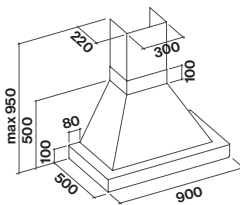


### Dora

- Painted steel
- Slider
- Led lighting
- Metallic grease filter, removable and washable
- Charcoal filter included

#### Spare parts

Charcoal filter type 2  
103050102



**Wall – 90 cm**  
**Corner - 100 cm**

**Motor and Control**  
600 m³/h  
3 vel slider  
**Anti-odour filters**  
Charcoal: type 2  
**Lighting**  
Led 2x2 W (2700 K)  
**Energy Class a D**  
**Sound pressure level**  
**Min. speed** 49dB(A)re1pW  
**Max. speed** 63dB(A)re1pW  
**Minimum distance from cooker top**  
Gas: 60 cm  
Electric: 52 cm  
**Weight**  
Wall version: 22 kg  
Corner version: 24 kg

**Wall – 90 cm**  
600 m³/h

**Corner – 100 cm**  
600 m³/h

WOOD Cherry / Walnut / Oak  
STEEL White



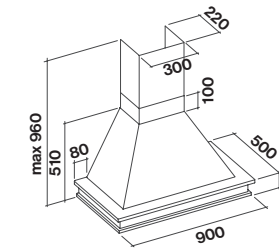
Classic

### Tempo Antico

- Painted steel
- Slider
- Led lighting
- Metallic grease filter, removable and washable
- Charcoal filter included

#### Spare parts

Charcoal filter type 2  
103050102



**Wall – 90 cm**

**Motor and Control**  
600 m³/h  
3 vel slider  
**Anti-odour filters**  
Charcoal: type 2  
**Lighting**  
Led 2x2 W (2700 K)  
**Energy Class a D**  
**Sound pressure level**  
**Min. speed** 49dB(A)re1pW  
**Max. speed** 63dB(A)re1pW  
**Minimum distance from cooker top**  
Gas: 60 cm  
Electric: 52 cm  
**Weight**  
18 kg

**Wall – 90 cm**  
600 m³/h

**Corner – 100 cm**  
600 m³/h

WOOD Cherry / Walnut / Oak  
STEEL White

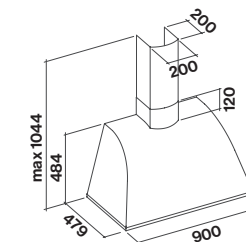


### Ginevra Boston / Ginevra Tile

- Anthracite painted steel with copper front edge (Ginevra Boston)
- Ivory painted steel with brass front edge (Ginevra Tile)
- Slider
- Led lighting
- Metallic grease filter, removable and washable
- Charcoal filter included

#### Spare parts

Charcoal filter type 2  
103050102



**Wall – 90 cm**

**Motor and Control**  
600 m³/h  
3 vel slider  
**Anti-odour filters**  
Charcoal: type 2  
**Lighting**  
Led 2x2 W (2700 K)  
**Energy Class a D**  
**Sound pressure level**  
**Min. speed** 49dB(A)re1pW  
**Max. speed** 63dB(A)re1pW  
**Minimum distance from cooker top**  
Gas: 60 cm  
Electric: 52 cm  
**Weight**  
18 kg

**Ginevra Boston – Wall – 90 cm**  
600 m³/h  
**8034122409948**

**Ginevra Tile – Wall – 90 cm**  
600 m³/h  
**8034122410111**

STEEL Ivory / Anthracite

